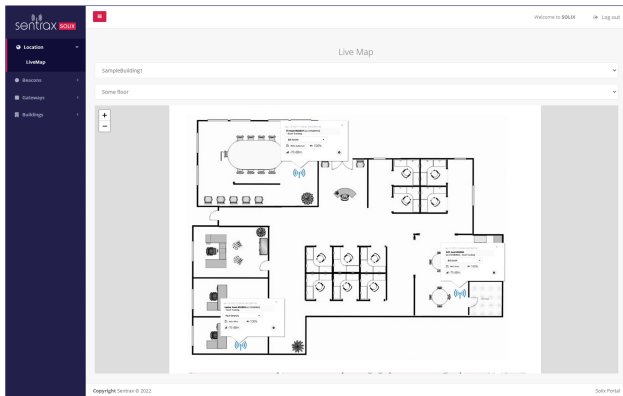


Monitor and configure all your BLE beacon tags and sensor devices
in one place with Solix IoT platform

Overview













Sentrax's Solix Suite of cloud and on-premise device management and connectivity platforms for smart buildings offers a wide range of features to support higher-level applications such as building management.

The web application dashboard allows for live tracking of sensors and tags. These tags can be attached to assets, or can be assigned to customers, patients or work staff. This can be used for safety, security or attendance-based use-cases. In addition, environmental and climatic status monitoring of the premises can be carried out using appropriate Sentrax devices in hospitals, factories, warehouses or in high security venues.

Sentrax transforms sensor data into smarter decisions with the Solix IoT cloud platform, which assists organizations in improving agility, increasing efficiency, and providing end-to-end visibility across dynamic or high-scale infrastructures.

Key Features

-  User defined 2D floor maps
-  Facilitates placing gateways on maps
-  Region placement on maps for notifications and alerts
-  Regions alerts for tags (SMS & Email)
-  Tag raw and sensor data stream (via MQTT)
-  Tag position data stream (via MQTT)
-  1 month of historical data (sensor & position) storage via REST API
-  Remote configuration management and history of gateways, tags & sensors
-  Get development metadata using REST API or MQTT
-  The platform would display their positions on a map or a layout of the area being monitored by visually representing tags position history.

Functionalities



Live Tracking

Powerful and user-friendly dashboard for determining live location of all tags.



Environmental & Climatic Monitoring

Use Sentrax sensor data to monitor air quality (indoor air pollutants gases - TVOC) as well as temperature, humidity and pressure.



Device Health Monitoring

Solix portal gives live health statistics as well as historical health statistics of deployed beacons and gateways.



Device Configuration

Perform live single or bulk device configuration of gateways, beacons and sensor. Use scanner device or mobile device for in field reconfiguration via Solix configuration data.



Alerts and Notifications

A variety of alerts and notifications that can be generated and configured as per user requirements, such as low battery indication, device tampered alerts, or unauthorized zone access.



Historical Data Logging

Save historical data of all events and live data for up to one month for statistical analysis; data can be offloaded to client servers using API endpoints.



APIs

Rest API and MQTT streaming APIs are available to connect real time data, building metadata as well as historical data. Use connectors for remote configuration of beacons.

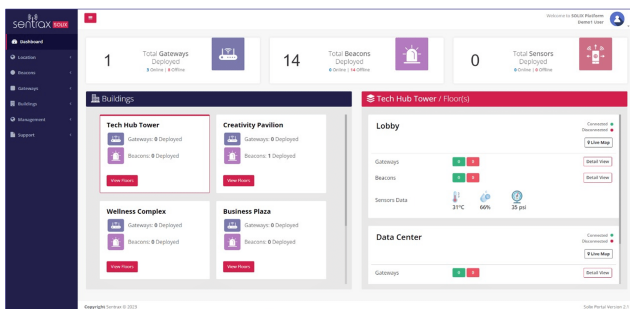


#	Name	MAC Address	Serial Number	Display Status	Display Type	BLE
17		0800404040	0000000001	Enabled	Dynamic	Yes
18		0800404040	0000000002	Enabled	Dynamic	Yes
19		0800404040	0000000003	Enabled	Dynamic	Yes
20		0800404040	0000000004	Enabled	Dynamic	Yes
21		0800404040	0000000005	Enabled	Dynamic	Yes
22		0800404040	0000000006	Enabled	Dynamic	Yes

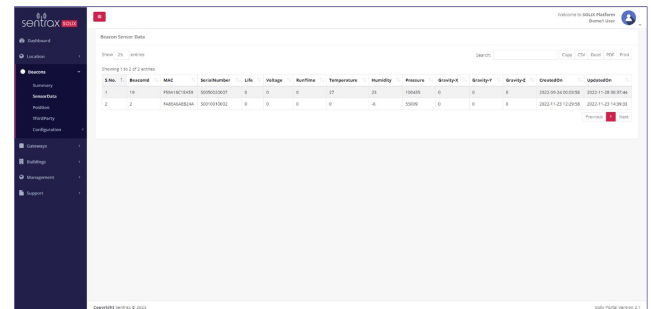
Data Visualization

Solix IoT provides a highly customizable dashboard and can be designed based on a customer's needs. With this dashboard, the user will be able to have an overview of the whole facility at a glance. The dashboard includes responsive data visualizations and users can customize this to cater to their needs.

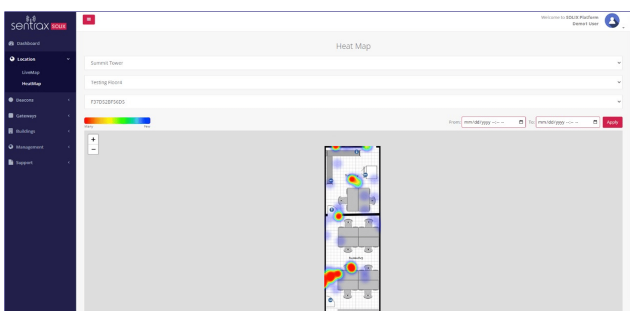
- Gateway Data
- Sensors Data
- BLE Tags Data
- Online & Offline Devices Status
- Alarms & Alerts



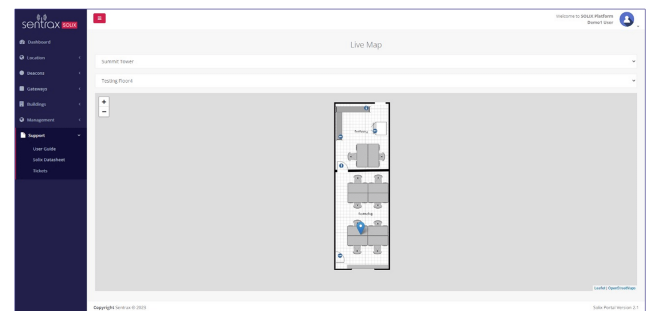
Dashboard



Sensors Data (Temperature, Atm. Pressure, Humidity)



Heat Map View



Live Map

Benefits

- Single window platform providing customizable dashboard & floor layouts with quick data visualization.
- Enables and provides customers with secure, real-time monitoring of all tracked assets and personnel in map view.
- Collects data from Sentrax devices and provides report with accurate historical records.
- Provides real time notifications and alerts from integrated devices.
- Provides remote configuration for ease of maintenance and troubleshooting.

System Architecture - RTLS

